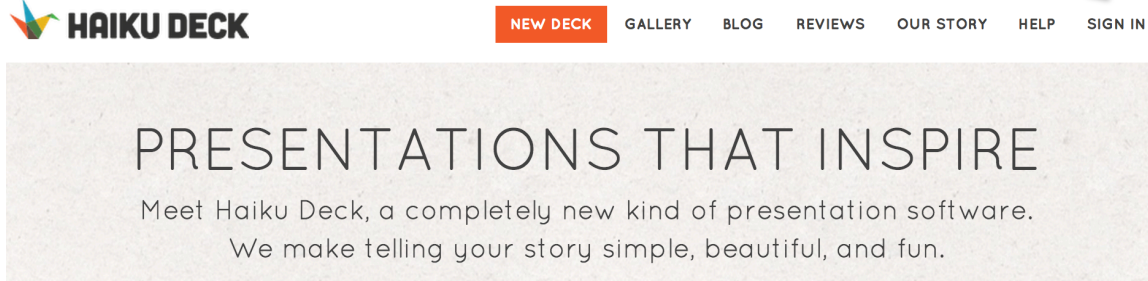
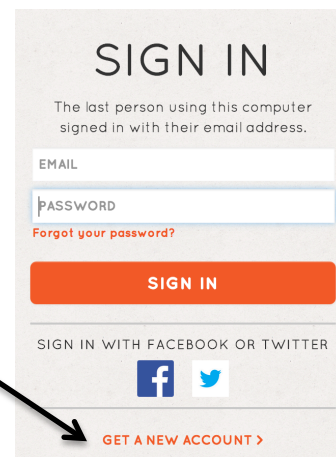


Haiku Deck Instructions

- 1) Browse to www.haikudeck.com.
- 2) Click **Sign In** located in the top right corner

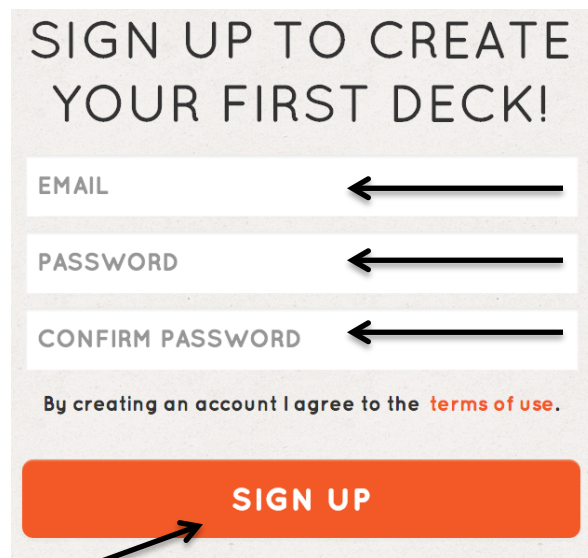


- 3) Click **Get A New Account** located at the top of the log in screen.



- 4) Enter your **email address** and use your **student ID number as the password**. You will need to confirm your password as well. Please use your WCPSS email address or your personal email address as your login. **Make sure you write down your login information just in case.**

***If you do have an email address, please raise your hand.



- 5) Click "Sign Up."